

















# PANASONIC COMMUNICATION SYSTEMS KX-TDE100/200 CONVERGED IP-PBX SYSTEMS AND VOICE PROCESSING SYSTEMS PRODUCT CATALOG





















© Panasonic System Networks Company of America, 2010


**PRODUCT CATALOG**  
Effective Date July 2010 Version 1.3  
Supersedes all Previous Catalogs













Model Number	Description	Per Master Carton		UPC Code 0-37988-
		Units	Weight	
<b>KX-TDE CONVERGED IP PBX CONTROL UNITS</b>				
***** <b>IMPORTANT</b> *****				
The KX-TDE100 and KX-TDE200 are certified dealer models. These models must be registered and may require activation keys. Only dealers who have successfully completed the KX-TDE Technical Training course, have a valid KX-TDE certification number and meet the yearly purchase requirements outlined in the Panasonic dealer agreement can activate these systems.				
<b>KX-TDE100</b>    	<b>CONTROL UNIT</b> Contains: 1 Cabinet with 6 Free Slots 1 Main Processor Unit with: 1 SD Card (Power Supply Not Included; See page 3) 4 Virtual Extension Slots 4 Virtual CO Slots 2CH Simplified Voice Mail and Auto Attendant <b>Features (some features listed are optional)</b> <ul style="list-style-type: none"> <li>• Multi-Cell Wireless</li> <li>• VOIP Gateway with QSIG (Enhanced System Networking)</li> <li>• VOIP Extensions</li> <li>• PC-Based Programming</li> <li>• DXDP (Digital Extra Device Port)</li> <li>• Automatic Route Selection (ARS)</li> <li>• Toll Restriction</li> <li>• Caller ID (Name &amp; Number)</li> <li>• ISDN Primary Rate Interface (PRI) with QSIG and T1</li> <li>• Networking with Centralized Voice Mail</li> <li>• Voice Mail Integration</li> <li>• Uniform Call Distribution (UCD)</li> <li>• Direct Inward System Access (DISA)</li> <li>• Refer to charts 2, 3 and 4 for system capacities</li> </ul>	<b>1</b>	<b>19.29 lbs.</b>	<b>85189-8</b>
<b>KX-TDE200</b>    	<b>CONTROL UNIT</b> Contains: 1 Cabinet with 11 Free Slots 1 Main Processor Unit with: 1 SD Card (Power Supply Not Included; See page 3) 4 Virtual Extension Slots 4 Virtual CO Slots 2CH Simplified Voice Mail <b>Features (some features listed are optional)</b> <ul style="list-style-type: none"> <li>• Multi-Cell Wireless</li> <li>• VOIP Gateway with QSIG (Enhanced System Networking)</li> <li>• VOIP Extensions</li> <li>• PC-Based Programming</li> <li>• Digital Extra Device Port DXDP</li> <li>• Automatic Route Selection (ARS)</li> <li>• Toll Restriction</li> <li>• Caller ID (Name &amp; Number)</li> <li>• ISDN Primary Rate Interface (PRI) with QSIG and T1</li> <li>• Networking with Centralized Voice Mail</li> <li>• Voice Mail Integration</li> <li>• Uniform Call Distribution (UCD)</li> <li>• Direct Inward System Access (DISA)</li> <li>• Refer to charts 2, 3 and 4 for system capacities</li> </ul>	<b>1</b>	<b>26.12 lbs.</b>	<b>85190-4</b>
<b>MOUNTING HARDWARE</b>				
<b>KX-A243X</b>  	<b>19" BRACKET FOR THE KX-TDE100</b> For mounting the KX-TDE100 cabinet in a 19" rack.	<b>1</b>	<b>2.46 lbs.</b>	<b>85111-9</b>
<b>KX-A242X</b>  	<b>19" BRACKET FOR THE KX-TDE200</b> For mounting the KX-TDE200 cabinet in a 19" rack.	<b>1</b>	<b>1.52 lbs.</b>	<b>85110-2</b>

Model Number	Description	Per Master Carton		UPC Code 0-37988-
		Units	Weight	
<b>SYSTEM POWER SUPPLIES (1 REQUIRED PER CONTROL UNIT)</b>				
<b>KX-TDA0103</b> 	<b>L-TYPE POWER SUPPLY</b> Large plug in system power supply for use in the KX-TDE200 control unit.	1	7.58 lbs.	85020-4
<b>KX-TDA0104</b> 	<b>M-TYPE POWER SUPPLY</b> Medium plug in system power supply for use in the KX-TDE100 or KX-TDE200 control units.	1	6.92 lbs.	85021-1
<b>KX-TDA0108</b> 	<b>S-TYPE POWER SUPPLY</b> Small plug in system power supply for use in the KX-TDE100 control unit.	1	5.82 lbs.	85028-8
<b>KX-TDE MPR CARD (FOR UPGRADING A TDA TO A TDE)</b>				
<b>KX-TDE0101</b> 	<b>KX-TDE MPR CARD</b> Required to upgrade a KX-TDA100 or KX-TDA200 to a KX-TDE100 or KX-TDE200	1	.85 lbs.	85193-5
<b>IPCMR OPTIONS (REQUIRED FOR VIRTUAL EXTENSION PORTS)</b>				
<b>KX-TDE0110</b> 	<b>16-CHANNEL VOIP DSP CARD (DSP16)</b> 16-channel digital signal processor card with one SHGW4 activation key and one IPPT8 activation key preinstalled. Compliant with ITU-T G.729a and G.711 CODEC methods. To be mounted on the IPCMR card.	3	1.82 lbs.	85191-1
<b>KX-TDE0111</b> 	<b>64-CHANNEL VOIP DSP CARD (DSP64)</b> 64-channel digital signal processor card with four SHGW4 activation keys and four IPPT8 activation keys preinstalled. Compliant with ITU-T G.729a and G.711 CODEC methods. To be mounted on the IPCMR card.	3	1.81 lbs.	85192-8
<b>EXPANSION CARDS AND ACCESSORIES</b>				
<b>MULTI-CELL WIRELESS CARDS</b>				
<b>KX-TDA0143</b> 	<b>4-PORT CELL STATION INTERFACE CARD (CSIF4)</b> Required for multi-cell operation when using the (KX-TDA0152 and KX-TDA0156) Cell Stations. Supports up to 4 (KX-TDA0152 and KX-TDA0156) Cell Stations. One card requires one free slot.	3	1.06 lbs.	85119-5
<b>KX-TDA0144</b> 	<b>8-PORT CELL STATION INTERFACE CARD (CSIF8)</b> Required for multi-cell operation when using the (KX-TDA0152 and KX-TDA0156) Cell Stations. Supports up to 8 Cell Stations (KX-TDA0156). 1 card requires 1 free slot.	3	3.81 lbs.	85024-2
<b>STATION CARDS</b>				
<b>KX-TDA0170</b> 	<b>8-PORT DIGITAL HYBRID LINE CARD (DHLC8)</b> 8 ports per card. Supports KX-DT300 (DPT), KX-T7600 (DPT) and KX-T7700 (APT) series telephones, Single Line (SLT), DSS console and KX-T0151, KX-T0155 and KX-T0158 Port Cell Stations and KX-TVA50, KX-TVA200 voice processing systems. 2 ports provide power failure transfer. 1 card requires 1 free slot. Please refer to Charts 1, 2, 3 and 4 prior to configuring a system.	3	4.45 lbs.	85027-3
<b>KX-TDA0172</b> 	<b>16-PORT DIGITAL LINE CARD (DLC16)</b> 16 ports per card. Supports KX-DT300 (DPT) and KX-T7600 (DPT) series telephones, DSS consoles, KX-T0151, KX-T0155, KX-T0158 Cell Stations and KX-TVA50, KX-TVA200 voice processing systems. 1 card requires 1 free slot. Please refer to Charts 1, 2, 3 and 4 prior to configuring a system.	3	4.32 lbs.	85029-7

Model Number	Description	Per Master Carton		UPC Code 0-37988-
		Units	Weight	
<b>KX-TDA0177</b> 	<b>16-PORT SLT W/ CID CARD</b> 16 ports per card. Supports Single Line Telephones with Caller ID Name and Number. 4 ports are equipped with power failure transfer. Also equipped with 16 DTMF receivers. 1 card requires 1 free slot.	3	4.3lbs	85200-0
<b>KX-TDA0470</b> 	<b>16-CHANNEL IP EXTENSION CARD (IP - EXT16)</b> The KX-TDA0470 is required when using IP Telephones (KX-NT136, KX-NT265, KX-NT343, KX-NT346, and IP softphone). Each KX-TDA0470 card requires one free slot and supports up to 16 IP extensions. Please refer to Charts 1, 2, 3 and 4 prior to configuring a system.	1	1.10 lbs.	85128-7
<b>CENTRAL OFFICE CARDS</b>				
<b>KX-TDA0180</b> 	<b>8 PORT LOOP START CO TRUNK CARD (LCOT8)</b> 8 ports per card. 2 ports have power failure transfer. 1 card requires 1 free slot. 1 optional (KX-TDA0193) 8 port caller ID card can be mounted to support caller ID. Please refer to Charts 1, 2, 3 and 4 prior to configuring a system.	3	4.14 lbs.	85033-4
<b>KX-TDA0181</b> 	<b>16 PORT LOOP START CO TRUNK CARD (LCOT16)</b> 16 ports per card. 4 ports have power failure transfer. 1 card requires 1 free slot. Up to two optional (KX-TDA0193) 8 port caller ID cards can be mounted to support caller ID. Please refer to Charts 1, 2, 3 and 4 prior to configuring a system.	3	4.25 lbs.	85034-1
<b>KX-TDA0187</b> 	<b>T1 TRUNK CARD (T1)</b> 24 ports per card. Channels assignable as LCO, GCO, DID, OPX or TIE (E&M). ANI and DID Supported. External Channel Service Unit (CSU) required. 1 card requires 1 free slot. Please refer to Charts 1, 2, 3 and 4 prior to configuring a system.	3	3.46 lbs.	85036-5
<b>KX-TDA0290</b> 	<b>ISDN PRIMARY RATE INTERFACE (PRI 23)</b> 23 ports per card. 23 B channels + 1 D channel. External Channel Service Unit (CSU) required. 1 card requires 1 free slot. Please refer to Charts 1, 2, 3 and 4 prior to configuring a system.	3	3.48 lbs.	85041-9
<b>KX-TDA0484</b> 	<b>4-CHANNEL IP GATEWAY CARD (IP-GW4)</b> Supports up to 4 IP connections for TDA/TDE system networking. H.323V.2, ITU-T, G.711 G729a and G.723.1 compliant. Web programming LAN interface 10 base T/100BASE T. 1 card requires 1 free slot. Please refer to Charts 1, 2, 3 and 4 prior to configuring a system.	1	1.79 lbs.	85120-1
<b>KX-TDA0490</b> 	<b>16-CHANNEL IP GATEWAY CARD (IP GW16)</b> Supports up to 16 IP connections for TDA/TDE system networking. H. 323V.2, ITU-T, G711, G729a and G.723.1 compliant. 1 card requires 1 free slot. Please refer to Charts 1, 2, 3 and 4 prior to configuring a system.	1	1.20 lbs.	85129-4
<b>RESOURCE AND FEATURE CARDS</b>				
<b>KX-A258</b> 	<b>BLANK SLOT COVER</b> Optional metal panel to cover unused free slots. One panel covers one slot. 5 panels per package.	3	3.48 lbs.	85066-2
<b>KX-TDA0161</b> 	<b>4-PORT DOORPHONE CARD (DPH4)</b> Required to connect doorphones (KX-T30865, KX-T7775 and video door intercom systems VL-GM201A and VL-GM301A). Supports up to 4 doorphones and door opener relays. Mounts on the KX-TDA0190 (OPB3) card. Please refer to Charts 1, 2, 3 and 4 prior to configuring a system.	3	1.65 lbs.	85025-9
<b>KX-TDA0164</b> 	<b>4 EIO CARD (EIO4)</b> Mounts on the KX-TDA0190 Optional 3-Slot Base card (OPB3). Contains 4 dry contact that allow you to control external devices such as a door strike or an automatic garage door-opener. You can also connect up to 4 external sensor devices.	3	.44 lbs.	85126-3

Model Number	Description	Per Master Carton		UPC Code 0-37988-
		Units	Weight	
<b>KX-TDA0168</b> 	<b>SINGLE LINE EXTENSION CALLER CARD (SLT CID)</b> Mounts on the KX-TDA0173 8 Port Single Line Extension Card (SLC8) only. Allows the system to pass caller ID information to single line devices. Requires TDA version 2 software or higher. Supports Bell/ETSI FSK only	3	.33 lbs.	85127-0
<b>KX-TDA0190</b> 	<b>OPTIONAL 3-SLOT BASE CARD (OPB3)</b> This card is equipped with 3 connectors to receive the following option cards: 4 Channel Message Card (MSG4), 4-Port Doorphone Card (DPH4), and 4 EIO card (EIO4). Requires 1 slot. Mounts in the optional card slot or a free slot. Please refer to Charts 1, 2, 3 and 4 prior to configuring a system.	3	3.46 lbs.	85037-2
<b>KX-TDA0191</b> 	<b>4-CHANNEL MESSAGE CARD (MSG4)</b> Provides 4 ports for outgoing messages for DISA, Queuing, Wake-Up and internal hold melody. A maximum of 64 messages can be recorded with a maximum total recording time of 8 minutes. Mounted on the KX-TDA0190 (OPB3) card. Please refer to Charts 1, 2, 3 and 4 prior to configuring a system.	3	1.43 lbs.	85038-9
<b>KX-TDA0193</b> 	<b>8-PORT CALLER ID CARD (CID8)</b> Required to receive Caller ID information from the CO. Each KX-TDA0193 activates caller ID on 8 CO lines. Mounts on the KX-TDA0181 Loop Start CO Card. Please refer to Charts 1, 2, 3 and 4 prior to configuring a system.	3	1.47 lbs.	85039-6
<b>KX-TDA0194</b> 	<b>4-CHANNEL ENHANCED MESSAGE CARD (ESVM4)</b> 4-Channel Simplified Voice Message Card for built-in simplified voice message feature also supports MSG card features. To be mounted on OPB3 Card.	3	1.63 lbs	85205-5
<b>OPTIONAL SYSTEM SOFTWARE</b>				
<b>KX-TDES01</b> 	<b>SD CARD FOR ENCRYPTION</b> Encrypts the voice packets providing a secure IP voice communications over the network using KX-NT300 series telephones. 1 required per system.	-	-	-
<b>KX-TVA VOICE PROCESSING SYSTEM CONTROL UNITS</b>				
<b>KX-TVA50</b> 	<b>BASIC CABINET:</b> The KX-TVA50 is a Voice Processing system that supports both Voice Mail and Automated Attendant Service. The system can be installed using DPITS, APITS and In-band Integration. The basic cabinet is configured as follows: <ul style="list-style-type: none"> <li>• 2 ports expandable to 6 ports using either the KX-TVA502 or the KX-TVA503 Cards</li> <li>• 4 hours of storage expandable to 8 hours using the KX-TVA524</li> <li>• 64 Mailboxes</li> <li>• 1 USB port</li> </ul> <b>Major Features</b> <ul style="list-style-type: none"> <li>• Automated Attendant Service</li> <li>• Email Integration</li> <li>• Windows Based PC Programmable (On Site and Remote)</li> <li>• Optional Built-in Remote Modem Card</li> <li>• Proprietary Telephone Voice Mail Menu</li> <li>• Live Call Screening</li> <li>• Intercom Paging</li> <li>• Interview Service</li> <li>• Multi-lingual Voice Prompts</li> <li>• Paging Notification with Call Back Number</li> <li>• Variable playback volume/speed with pause</li> <li>• Two-way record.</li> <li>• Personal Greeting For Caller ID</li> <li>• Caller ID Call Routing and Name Announce</li> </ul>	1	6.91 lbs.	85146-1







Model Number	Description	Per Master Carton		UPC Code 0-37988-
		Units	Weight	
<b>KX-TVA200</b>  	<b>BASIC CABINET:</b> The KX-TVA200 is a Voice Processing system that supports both Voice Mail and Auto Attendant services. The system can be installed using DPITS. The basic cabinet is initially configured as follows : <ul style="list-style-type: none"> <li>• 4 ports expandable to 24 ports using KX-TVA204 Cards</li> <li>• 1000 hours of Storage</li> <li>• 1024 Mailboxes</li> <li>• USB and RS232 ports</li> </ul> <b>Major Features</b> <ul style="list-style-type: none"> <li>• Automated Attendant Service</li> <li>• Email Integration</li> <li>• Windows Based PC Programmable (On Site and Remote)</li> <li>• Optional Built-in Remote Modem Card</li> <li>• Proprietary Telephone Voice Mail Menu</li> <li>• Live Call Screening</li> <li>• Intercom Paging</li> <li>• Interview Service</li> <li>• Multi-lingual Voice Prompts</li> <li>• Paging Notification with Call Back Number</li> <li>• Variable playback volume/speed with pause</li> <li>• Two-way record</li> <li>• In-band Integration</li> <li>• Personal Greeting For Caller ID</li> <li>• Caller ID Call Routing and Name Announce</li> </ul>	1	12.28 lbs.	85143-0
<b>KX-TVA50, KX-TVA200 &amp; KX-NCV200 EXPANSION AND FEATURE CARDS</b>				
<b>KX-TVA502</b>	<b>2 PORT DPT/APT/SLT INTERFACE CARD</b> For use with the KX-TVA50 only. Supports DPITS, APITS and In-band integration. Expands the port capacity of the system by 2 ports. A maximum of 2 cards can be installed in the KX-TVA50.	3	0.61 lbs.	85147-8
<b>KX-TVA503</b>	<b>2 PORT DPT INTERFACE CARD</b> For use with the KX-TVA50 only. Supports DPITS integration only. Expands the port capacity of the system by 2 ports. A maximum of 2 cards can be installed in the KX-TVA50.	3	0.61 lbs.	85148-5
<b>KX-TVA524</b>	<b>4 HOUR MEMORY EXPANSION CARD</b> For use with the KX-TVA50 only. Expands the storage capacity of the KX-TVA50 by 4 hours. Maximum of one card can be installed per system.	3	0.28 lbs.	85149-2
<b>KX-TVA594</b>	<b>LAN I/F CARD FOR USE WITH THE KX-TVA50 ONLY</b> Required to connect the KX-TVA50 to a wide or local area network Provides messaging from the TVA system to a subscribers email.	3	0.33 lbs.	85150-8
<b>KX-TVA204</b>	<b>4 PORT DPT INTERFACE CARD</b> For use with the KX-TVA200 only. Supports DPITS integration only. Expands the port capacity of the system by 4 ports. A maximum of 5 cards can be installed in the KX-TVA200 or KX-NCV200.	3	0.75 lbs.	85144-7
<b>KX-TVA296</b>	<b>REMOTE MODEM CARD</b> Modem card for use in the KX-TVA50, KX-TVA200, & KX-NCV200. Required for remote programming and administration. Maximum of one per system.	3	0.36 lbs.	85145-4
<b>MOUNTING HARDWARE FOR KX-TVA AND KX-NCV CONTROL UNITS</b>				
<b>KX-A249</b>	<b>19" RACKMOUNT BRACKET FOR THE KX-TVA50</b> For mounting the KX-TVA50 into a 19" rack.	3	2.10 lbs.	85160-7
<b>KX-A244X</b>	<b>19" RACKMOUNT BRACKET FOR THE KX-TVA200 &amp; KX-NCV200</b> For mounting the KX-TVA200 or the KX-NCV200 into a 19" rack.	3	3.85 lbs.	85112-6









Model Number	Description	Per Master Carton		UPC Code 0-37988-
		Units	Weight	
<b>KX-DT300 SERIES DIGITAL TELEPHONES</b>				
<b>KX-DT346</b>  	<b>24 BUTTON 6-LINE BACKLIT LCD DISPLAY DIGITAL TELEPHONE</b> <ul style="list-style-type: none"> <li>• 24 Programmable CO buttons</li> <li>• Digital Duplex Speakerphone</li> <li>• Bluetooth compatible with KX-NT307 Adaptor</li> <li>• Digital Extra Device Port</li> <li>• Alphanumeric Directory Search</li> <li>• Built-in Headset Jack</li> <li>• Available in Black or White</li> </ul>	—	—	—
<b>KX-DT343</b>  	<b>24 BUTTON 3-LINE BACKLIT LCD DISPLAY DIGITAL TELEPHONE</b> <ul style="list-style-type: none"> <li>• 24 Programmable CO buttons</li> <li>• Digital Duplex Speakerphone</li> <li>• Bluetooth compatible with KX-NT307 Adaptor</li> <li>• Digital Extra Device Port</li> <li>• Alphanumeric Directory Search</li> <li>• Built-in Headset Jack</li> <li>• Available in Black or White</li> </ul>	—	—	—
<b>KX-DT333</b>  	<b>24 BUTTON 3-LINE LCD DISPLAY DIGITAL TELEPHONE</b> <ul style="list-style-type: none"> <li>• 24 Programmable CO buttons</li> <li>• Digital Duplex Speakerphone</li> <li>• Digital Extra Device Port</li> <li>• Alphanumeric Directory Search</li> <li>• Built-in Headset Jack</li> <li>• Available in Black or White</li> </ul>	—	—	—
<b>KX-DT321</b>  	<b>8 BUTTON 1-LINE BACKLIT LCD DISPLAY DIGITAL TELEPHONE</b> <ul style="list-style-type: none"> <li>• 8 Programmable CO buttons</li> <li>• Speakerphone</li> <li>• Alphanumeric Directory Search</li> <li>• Built-in Headset Jack</li> <li>• Available in Black or White</li> </ul>	—	—	—
<b>KX-DT390-B</b>  	<b>DSS CONSOLE</b> 60 key DSS black console for use with the KX-DT300 series phones.	—	—	—
<b>KX-DT301</b>  	<b>USB MODULE</b> USB module for use with the KX-DT300 series phones.	—	—	—

















Model Number	Description	Per Master Carton		UPC Code 0-37988-
		Units	Weight	
<b>KX-NT300 SERIES IP TELEPHONES</b>				
<b>KX-NT366</b>  	<b>4 X 12 BUTTON 6-LINE BACKLIT LCD DISPLAY IP TELEPHONE</b> <ul style="list-style-type: none"> <li>• 4 x 12-Self labeling, Programmable Keys</li> <li>• Digital Duplex Speakerphone</li> <li>• 2 Ethernet Ports (100Base-T)</li> <li>• Power Over Ethernet (PoE) or with KX-A239 AC Power Adaptor</li> <li>• Bluetooth compatible with KX-NT307 Adaptor</li> <li>• Available in Black or White</li> </ul>	3	11.77 lbs.	85206-2  Black  85207-9
<b>KX-NT346</b>  	<b>6-LINE BACK-LIT LCD DISPLAY IP TELEPHONE</b> <ul style="list-style-type: none"> <li>• 24 Programmable Keys</li> <li>• Digital Duplex Speakerphone</li> <li>• 2 Ethernet Ports (100Base-T)</li> <li>• Power Over Ethernet (PoE) or with KX-A239 AC Power Adaptor</li> <li>• Bluetooth compatible with KX-NT307 Adaptor</li> <li>• Available in Black or White</li> </ul>	3	11.51 lbs.	85208-6  Black  85209-3
<b>KX-NT343</b>  	<b>3-LINE BACK-LIT LCD DISPLAY IP TELEPHONE</b> <ul style="list-style-type: none"> <li>• 24 Programmable Keys</li> <li>• Digital Duplex Speakerphone</li> <li>• 2 Ethernet Ports (100Base-T)</li> <li>• Power Over Ethernet (PoE) or with KX-A239 AC Power Adaptor</li> <li>• Bluetooth compatible with KX-NT307 Adaptor</li> <li>• Available in Black or White</li> </ul>	3	11.34 lbs.	85210-9  Black  85211-6
<b>KX-NT321</b>  	<b>ADVANCED IP TELEPHONE - 8 BUTTON, 1-LINE LCD, 2ND LAN PORT</b> <ul style="list-style-type: none"> <li>• 8 Programmable Keys</li> <li>• Digital Duplex Speakerphone</li> <li>• 2 Ethernet Ports (100Base-T)</li> <li>• Power Over Ethernet (PoE) or with KX-A239 AC Power Adaptor</li> <li>• Dual PBX support</li> <li>• Available in Black or White</li> </ul>	3	4.80 lbs.	52352-2  Black  52369-9
<b>KX-NT303</b>  	<b>12-KEY ADD ON MODULE</b> <ul style="list-style-type: none"> <li>• 12 programmable keys</li> <li>• Compatible with the KX-NT346, KX-NT343, KX-DT343, and KX-DT346 only</li> <li>• Available in Black or White</li> </ul> <p><b>Compatible only with KX-TDA50G software version 5.0 or higher.</b></p>	3	2.65 lbs	85212-3  Black  85211-6


Model Number	Description	Per Master Carton		UPC Code 0-37988-
		Units	Weight	
<b>KX-NT305</b>  	<b>60-KEY ADD ON MODULE</b> <ul style="list-style-type: none"> <li>• 60 programmable keys</li> <li>• Compatible with the KX-NT346 and the KX-NT343 only</li> <li>• Available in Black or White</li> </ul>	3	6.36 lbs.	85214-7  Black  85215-4
<b>KX-NT307</b>	<b>BLUETOOTH MODULE</b> Required to make the KX-NT366, KX-NT346, KX-NT343, KX-DT343, and KX-DT346 telephones Bluetooth compatible.	3	1.01lbs	85216-1
<b>KX-A239</b>	<b>AC ADAPTOR FOR KX-NT300 SERIES TELEPHONES</b> <ul style="list-style-type: none"> <li>• Includes one Adaptor for use with KX-NT300 Series telephones</li> </ul>	3	1.67 lbs.	85217-8
<b>IP SPEAKERPHONES</b>				
<b>KX-NT700</b> 	<b>CONFERENCE SPEAKERPHONE WITH PoE AND SD CARD SLOT FOR RECORDING</b> <ul style="list-style-type: none"> <li>• PSTN,IP,TDE/NCP-SIP extension</li> <li>• Cordless phone connectivity</li> </ul>	—	—	52376-6
<b>KX-NT701</b> 	<b>WIRED EXTERNAL MICROPHONE FOR USE WITH THE KX-NT700 CONFERENCE SPEAKERPHONE</b> <ul style="list-style-type: none"> <li>• Power supply from main unit</li> <li>• 3m cable length</li> <li>• 2m microphone coverage</li> </ul>	—	—	52499-9
<b>SIP TELEPHONES</b>				
<b>KX-HGT100-B</b> 	<b>SIP TELEPHONE WITH 2 LINE LCD AND 2ND LAN PORT</b> <ul style="list-style-type: none"> <li>• 2 Line x 16 Character Monochrome LCD with 4-level Contrast</li> <li>• 2 Ethernet Ports (10/100 Base-T) for PC and LAN</li> <li>• Power 100V-240V AC (50Hz) Adaptor (Optional) or Power over Ethernet (PoE)</li> </ul>	—	—	52482-2
<b>KX-NT400 SERIES IP TELEPHONES</b>				
<b>KX-NT400</b> 	<b>IP TELEPHONE WITH LARGE , COLOR, TOUCHSCREEN LCD (BLACK)</b> <ul style="list-style-type: none"> <li>• Color Touchscreen LCD Display</li> <li>• Intuitive Graphical User Interface (GUI)</li> <li>• Network Camera Integration</li> <li>• Built-in Web Browser</li> </ul>	—	—	—
<b>KX-A420</b> 	<b>AC ADAPTOR FOR KX-NT400</b>	—	—	—

Model Number	Description	Per Master Carton		UPC Code 0-37988-
		Units	Weight	
<b>MULTI-CELL WIRELESS</b>				
<b>KX-T0155</b>  <b>DECT</b>	<b>2-CHANNEL DECT CELL STATION (DCS)</b> 2-port cell station for use with multi-cell wireless feature in the TDA, TDE, NCP and TAW848 systems. The KX-T0155 connects directly to an extension port to the DHLC and DLC cards in the KX-TDA600/TDE600. Supports the KX-TD7685, KX-TD7695, KX-TD7696 DECT telephones only.	<b>3</b>	<b>4.09 lbs.</b>	<b>85229-1</b>
<b>KX-TDA0156</b>  <b>DECT</b>	<b>4-CHANNEL DECT CELL STATION (DCS)</b> 4-channel cell station for use with multi-cell wireless feature in the TDA and TDE systems. The KX-TDA0156 connects via a cell station interface card (KX-TDA0143 – 4 port or KX-TDA0144 – 8 port). Supports the KX-TD7685, KX-TD7695, and KX-TD7696 DECT telephones only.	—	—	<b>52628-8</b>
<b>KX-T0158</b>  <b>DECT</b>	<b>8-CHANNEL DECT CELL STATION (DCS)</b> 8-channel cell station for use with multi-cell wireless feature in the TDA, TDE, and NCP systems. The KX-T0158 connects directly to 4 extension ports on the DHLC or DLC cards in the KX-TDA600/TDE600. Supports the KX-TD7685, KX-TD7695, KX-TD7696 DECT telephones only.	<b>3</b>	<b>4.15 lbs.</b>	<b>85204-8</b>
<b>KX-NCP0158</b>  <b>DECT</b>	<b>POE COMPATIBLE IP-BASED CELL STATION</b> PoE compatible IP-based cell station. Requires current version of IPCMPR	—	—	—
<b>KX-A421</b>  <b>DECT</b>	<b>AC ADAPTOR FOR NCP0158</b>	—	—	—
<b>KX-TD7685</b>  <b>DECT</b>	<b>DECT MULTI CELL WIRELESS HANDSET</b> <ul style="list-style-type: none"> <li>• Speaker phone with Auto Answer</li> <li>• Ring, Melodies and Vibration mode</li> <li>• Large Back lit LCD</li> <li>• Navi-key operation</li> <li>• PBX functionality support</li> <li>• Headset jack</li> </ul>	<b>3</b>	<b>5.89 lbs.</b>	<b>85218-0</b>
<b>KX-TD7695</b>  <b>DECT</b>	<b>COMPACT DECT MULTI CELL WIRELESS HANDSET</b> <ul style="list-style-type: none"> <li>• Speaker phone with Auto Answer</li> <li>• Ring, Melodies and Vibration mode</li> <li>• Large Back lit LCD</li> <li>• Navi-key operation</li> <li>• PBX functionality support</li> <li>• Headset jack</li> </ul>	<b>3</b>	<b>5.51 lbs.</b>	<b>85220-8</b>

Model Number	Description	Per Master Carton		UPC Code 0-37988-
		Units	Weight	
<b>KX-TD7696</b>  <b>DECT</b>	<b>RUGGEDIZED DECT WIRELESS PHONE</b> <ul style="list-style-type: none"> <li>• Blue, 6 line backlit LCD display</li> <li>• Dust and splash (water) resistant (IP54)</li> <li>• Illuminated keypad</li> <li>• Multiple language display</li> <li>• Speakerphone</li> <li>• Programmable soft keys</li> <li>• PBX functionality support</li> </ul>	3	6.05 lbs.	52635-5
<b>PSZZTD142CE</b> 	<b>SITE SURVEY CELL STATION BATTERY PACK</b> Used to power the KX-TD0155 or the KX-TDA0156 Cell Stations, for site surveys. The Cell Station, along with a KX-TD7685, KX-TD7695, or KX-TD7696 is used as a tool to assist the installer in determining coverage and placement of the cell stations. Requires 1 PSZZ1TD0142 power supply ADAPTOR. Must be purchased from the Panasonic Parts Center 800-833-9626.	N/A	N/A	N/A
<b>PSZZ1TDA0142</b> 	<b>BATTERY PACK CELL STATION CONNECTOR</b> Consists of a connector to connect the Cell Station Battery Pack to Cell Station when doing site surveys. 1 required with the Cell Station Battery Pack Must be purchased from the Panasonic Parts Center at: 800-833-9626.	N/A	N/A	N/A
<b>ANALOG ENDPOINTS</b>				
<b>KX-T7720</b> 	<b>24 BUTTON SPEAKERPHONE TELEPHONE</b> <ul style="list-style-type: none"> <li>• 24 Programmable Buttons</li> <li>• 12 CO &amp; 12 Personal/Feature, 10 fixed buttons for (Intercom, Conference, Program, Voice Mail, Pause, Forward/Do Not Disturb, Flash/Recall, Auto Answer/Mute, Auto Dial/Store and Redial)</li> <li>• 3 large buttons for Hold, Transfer and Speakerphone, Volume Control for Speaker, Ringer and Handset</li> <li>• Headset Jack</li> <li>• Wall Mountable</li> <li>• Available in Black or White</li> </ul>	3	2.46 lbs.	50051-0
<b>KX-T7731</b>  <i>Backlit Dial Keypad &amp; LCD Display</i>	<b>24 BUTTON SPEAKERPHONE TELEPHONE WITH BACKLIT DIAL KEYPAD AND 1 LINE BACKLIT LCD DISPLAY</b> <ul style="list-style-type: none"> <li>• 24 Programmable Buttons, 12 CO &amp; 12 Personal/Feature</li> <li>• 10 Fixed Buttons for (Intercom, Conference, Program, Voice Mail, Pause, Forward/Do Not Disturb, Flash/Recall, Auto Answer/Mute, Auto Dial/Store and Redial) Plus 3 Large Buttons for Hold Transfer and Speakerphone</li> <li>• Navigation Key for Volume, Display Contrast and Function Selection, Headset Jack, Wall Mountable</li> <li>• Available in Black or White</li> </ul>	3	2.56 lbs.	85114-0
<b>KX-T7740</b> 	<b>48 BUTTON DSS CONSOLE</b> <ul style="list-style-type: none"> <li>• 32 DSS keys w /LED'S</li> <li>• 16 Feature keys wo/LED'S</li> <li>• Wall Mountable</li> <li>• Available in Black or White</li> </ul>	3	1.28 lbs.	50099-0
		3	1.28 lbs.	Black 50105-0

Model Number	Description	Per Master Carton		UPC Code 0-37988-
		Units	Weight	
<b>OPTIONAL CTI SOFTWARE</b>				
<b>TURN YOUR PC INTO A PHONE SYSTEM EXTENSION THAT TRAVELS WITH YOU WHEREVER YOU GO.</b>				
<ul style="list-style-type: none"> <li>• Stay connected without long distance charges</li> <li>• Click and call using your PC mouse</li> <li>• Take your Panasonic Communication System features anywhere</li> </ul>				
<b>PC PHONE / IP SOFTPHONE / OUTLOOK TOOLBAR SOFTWARE</b>				
<b>KX-TDA0350</b> 	<b>PC PHONE / IP SOFTPHONE / OUTLOOK TOOLBAR AND MULTI-SITE PROGRAMMING SW KEY</b> Contains 5 Keys that can be used for PC Phone, IP Softphone or Outlook Toolbar. PC Phone software provides the user with the ability to use their PC to operate their telephones when connected to the KX-T7601 USB Expansion Module. To activate PC phone requires one key. The IP Softphone is software that allows you to use your PC as a telephone when connected to LAN, WAN or VPN. For IP Softphone to operate, a KX-TDE100/KX-TDE200 must be connected to the same network. To fully activate the IP Softphone requires 4 keys. To activate the Outlook Toolbar requires 1 key and a connection to the optional USB expansion module KX-DT301.	<b>1</b>	<b>1.69 lbs</b>	<b>85943-3</b>
<b>PC CONSOLE SOFTWARE</b>				
<b>KX-TDA0300</b> 	<b>PC CONSOLE SOFTWARE</b> Contains 1 PC Console Key. PC Console software provides the user with the ability to use a PC as a system console. The PC must be connected to the KX-T7601 USB Expansion Module. Not for networking, for single system installations only. Multi-site Programming SW keys, Max 2 keys. 1st key supports 2-10 sites, a 2nd key is required to support from 11 to 100 sites. One KX-TDA0350 supports one Unified Programming and Maintenance Tool 2 to 10 sites a second KX-TDA300 must be purchased to support from 11 to 100 sites.	<b>1</b>	<b>1.69 lbs.</b>	<b>85943-3</b>
<b>KX-TDA0350</b> 	<b>IP SOFTPHONE*</b> *2 KEYS needed	<b>1</b>	<b>1.69 lbs</b>	<b>85943-3</b>
<b>ACTIVATION KEYS - PHONE ASSISTANT</b>				
<b>KX-NCS1101</b> 	<b>PHONE ASSISTANT PROFESSIONAL (1-ACTIVATION KEY)</b> Includes 1 Phone Assistant Pro user key.	<b>3</b>	<b>1.4 lbs.</b>	<b>85222-2</b>
<b>KX-NCS1105</b> 	<b>PHONE ASSISTANT PROFESSIONAL (5-ACTIVATION KEY)</b> Includes 5 Phone Assistant Pro user keys.	<b>3</b>	<b>1.4 lbs.</b>	<b>85223-9</b>
<b>KX-NCS1110</b> 	<b>PHONE ASSISTANT PROFESSIONAL (10-ACTIVATION KEY)</b> Includes 10 Phone Assistant Pro user keys.	<b>3</b>	<b>4.6 lbs.</b>	<b>85224-6</b>
<b>KX-NCS1199</b> 	<b>PHONE ASSISTANT PROFESSIONAL (128-ACTIVATION KEY)</b> Includes 128 Phone Assistant Pro user keys.	<b>1</b>	<b>1.4 lbs.</b>	<b>85225-3</b>
<b>KX-NCS1201</b> 	<b>PA SUPERVISOR (1-ACTIVATION KEY)</b> Includes 1 Phone Assistant Status Pro user key.	<b>3</b>	<b>4.6 lbs.</b>	<b>85226-0</b>

Model Number	Description	Per Master Carton		UPC Code 0-37988-
		Units	Weight	
<b>KX-NCS9101</b> 	<b>PA IP SOFTPHONE (1-ACTIVATION KEY)</b> Includes 1 IP Softphone user key. This key is required to integrate the IP softphone with PA pro. A PA Pro key is also required.	3	4.6 lbs.	85227-7
<b>ACTIVATION KEYS - COMMUNICATION ASSISTANT</b>				
<b>KX-NCS2101</b> 	<b>COMMUNICATION ASSISTANT BASIC (1-KEY)</b> Includes 1 Communication Assistant Basic user key.	1	-	-
<b>KX-NCS2105</b> 	<b>COMMUNICATION ASSISTANT BASIC (5-KEY)</b> Includes 5 Communication Assistant Basic user keys.	1	-	-
<b>KX-NCS2110</b> 	<b>COMMUNICATION ASSISTANT BASIC (10-KEY)</b> Includes 10 Communication Assistant Basic user keys.	1	-	-
<b>KX-NCS2240</b> 	<b>COMMUNICATION ASSISTANT BASIC (40-KEY)</b> Includes 40 Communication Assistant Basic user keys.	1	-	-
<b>KX-NCS2249</b> 	<b>COMMUNICATION ASSISTANT BASIC (128-KEY)</b> Includes 128 Communication Assistant Basic user keys.	1	-	-
<b>KX-NCS2201</b> 	<b>COMMUNICATION ASSISTANT PRO (1-KEY)</b> Includes 1 Communication Assistant Pro user key.	1	-	-
<b>KX-NCS2205</b> 	<b>COMMUNICATION ASSISTANT PRO (5-KEY)</b> Includes 5 Communication Assistant Pro user keys.	1	-	-
<b>KX-NCS2210</b> 	<b>COMMUNICATION ASSISTANT PRO (10-KEY)</b> Includes 10 Communication Assistant Pro user keys.	1	-	-
<b>KX-NCS2240</b> 	<b>COMMUNICATION ASSISTANT PRO (40-KEY)</b> Includes 40 Communication Assistant Pro user keys.	1	-	-
<b>KX-NCS2249</b> 	<b>COMMUNICATION ASSISTANT PRO (128-KEY)</b> Includes 128 Communication Assistant Pro user keys.	1	-	-
<b>KX-NCS2301</b> 	<b>ACTIVATION KEY FOR CA ACD MONITOR FOR 1 ICD SUPERVISOR</b> Includes 1 Activation Key for CA ACD Monitor for 1 ICD Supervisor.	1	-	-
<b>KX-NCS2401</b> 	<b>COMMUNICATION ASSISTANT OPERATOR CONSOLE</b> Includes 1 Communication Assistant Operator Console.	1	-	-
<b>KX-NCS2010</b> 	<b>COMMUNICATION ASSISTANT THIN CLIENT KEY</b> Includes 1 Communication Assistant Thin Client key.	1	-	-
<b>KX-NCS2020</b> 	<b>COMMUNICATION ASSISTANT CSTA MULTIPLEXER KEY</b> Includes 1 Communication Assistant CSTA Multiplexer key.	1	-	-
<b>KX-NCS2901</b> 	<b>COMMUNICATION ASSISTANT NETWORK PLUGIN (1-KEY)</b> Includes 1 Communication Assistant Network Plugin user key.	1	-	-

Model Number	Description	Per Master Carton		UPC Code 0-37988-
		Units	Weight	
<b>KX-NCS2905</b> 	<b>COMMUNICATION ASSISTANT NETWORK PLUGIN (5-KEY)</b> Includes 5 Communication Assistant Network Plugin user keys.	1	-	-
<b>KX-NCS2910</b> 	<b>COMMUNICATION ASSISTANT NETWORK PLUGIN (10-KEY)</b> Includes 10 Communication Assistant Network Plugin user keys.	1	-	-
<b>KX-NCS2940</b> 	<b>COMMUNICATION ASSISTANT NETWORK PLUGIN (40-KEY)</b> Includes 40 Communication Assistant Network Plugin user keys.	1	-	-
<b>KX-NCS2949</b> 	<b>COMMUNICATION ASSISTANT NETWORK PLUGIN (128-KEY)</b> Includes 128 Communication Assistant Network Plugin user keys.	1	-	-
<b>ACTIVATION KEYS - IP SOFTPHONE</b>				
<b>KX-NCS4201</b> 	<b>1-CHANNEL IP SOFTPHONE/IP PROPRIETARY TELEPHONE ACTIVATION KEY (IPPTS1)</b> Provides the activation key number and registration ID to download the IPPTS1 activation key. Allows the use of 1 IP-PTs/IP softphones via a VIPEXT32 card.	1	-	-
<b>KX-NCS4204</b> 	<b>4-CHANNEL IP SOFTPHONE/IP PROPRIETARY TELEPHONE ACTIVATION KEY (IPPTS4)</b> Provides the activation key number and registration ID to download the IPPTS4 activation key. Allows the use of 4 IP-PTs/IP softphones via a VIPEXT32 card.	1	-	-
<b>KX-NCS4208</b> 	<b>8-CHANNEL IP SOFTPHONE/IP PROPRIETARY TELEPHONE ACTIVATION KEY (IPPTS8)</b> Provides the activation key number and registration ID to download the IPPTS8 activation key. Allows the use of 8 IP-PTs/IP softphones via a VIPEXT32 card.	1	-	-
<b>KX-NCS4216</b> 	<b>16-CHANNEL IP SOFTPHONE/IP PROPRIETARY TELEPHONE ACTIVATION KEY (IPPTS16)</b> Provides the activation key number and registration ID to download the IPPTS16 activation key. Allows the use of 16 IP-PTs/IP softphones via a VIPEXT32 card.	1	-	-
<b>ACTIVATION KEYS - IP PROPRIETARY TELEPHONE (IP-PT)</b>				
<b>KX-NCS4501</b> 	<b>1-CHANNEL IP PROPRIETARY TELEPHONE ACTIVATION KEY (IPPT1)</b> Provides the activation key number and registration ID to download the IPPT1 activation key. Allows the use of 1 IP-PTs via a VIPEXT32.	1	-	-
<b>KX-NCS4504</b> 	<b>4-CHANNEL IP PROPRIETARY TELEPHONE ACTIVATION KEY (IPPT4)</b> Provides the activation key number and registration ID to download the IPPT4 activation key. Allows the use of 4 IP-PTs via a VIPEXT32.	1	-	-
<b>KX-NCS4508</b> 	<b>8-CHANNEL IP PROPRIETARY TELEPHONE ACTIVATION KEY (IPPT8)</b> Provides the activation key number and registration ID to download the IPPT8 activation key. Allows the use of 8 IP-PTs via a VIPEXT32.	1	-	-
<b>KX-NCS4516</b> 	<b>16-CHANNEL IP PROPRIETARY TELEPHONE ACTIVATION KEY (IPPT16)</b> Provides the activation key number and registration ID to download the IPPT16 activation key. Allows the use of 16 IP-PTs via a VIPEXT32.	1	-	-








Model Number	Description	Per Master Carton		UPC Code 0-37988-
		Units	Weight	
<b>ACTIVATION KEYS - ENHANCED FEATURES</b>				
<b>KX-NCS4950</b>  	<b>ACTIVATION KEY FOR ENHANCED FEATURES (UCAV2)</b> Provides the activation key number and registration ID to download the UCAV2 activation key. Upgrades software to use enhanced features. For the KX-TDE600 only. Please refer to Chart 5.	1	-	-
<b>ACTIVATION KEYS - SIP TRUNK / GATEWAY</b>				
<b>KX-NCS4102</b>  	<b>2-CHANNEL IP TRUNK ACTIVATION KEY (SHGW2)</b> Provides the activation key number and registration ID to download the SHGW2 activation key. Activates up to 2 IP Trunks (CO lines) via a V-IPGW16 card.	1	-	-
<b>KX-NCS4104</b>  	<b>4-CHANNEL IP TRUNK ACTIVATION KEY (SHGW4)</b> Provides the activation key number and registration ID to download the SHGW4 activation key. Activates up to 4 IP Trunks (CO lines) via a V-IPGW16 card.	1	-	-
<b>ACTIVATION KEYS - THIRD PARTY SIP</b>				
<b>KX-NCS4701</b>  	<b>1-CHANNEL SIP EXTENSION ACTIVATION KEY (SPE1)</b> Provides the activation key number and registration ID to download the SPE1 activation key. Allows the use of 1 SIP Extensions via a VSIPEXT32 card.	1	-	-
<b>KX-NCS4704</b>  	<b>4-CHANNEL SIP EXTENSION ACTIVATION KEY (SPE4)</b> Provides the activation key number and registration ID to download the SPE4 activation key. Allows the use of 4 SIP Extensions via a VSIPEXT32 card.	1	-	-
<b>KX-NCS4708</b>  	<b>8-CHANNEL SIP EXTENSION ACTIVATION KEY (SPE8)</b> Provides the activation key number and registration ID to download the SPE8 activation key. Allows the use of 8 SIP Extensions via a VSIPEXT32 card.	1	-	-
<b>KX-NCS4716</b>  	<b>16-CHANNEL SIP EXTENSION ACTIVATION KEY (SPE16)</b> Provides the activation key number and registration ID to download the SPE16 activation key. Allows the use of 16 SIP Extensions via a VSIPEXT32 card.	1	-	-

CHART #1

MAXIMUM OPTIONAL SERVICE CARDS		
CARDS INSTALLED IN FREE SLOTS OR VIRTUAL SLOTS		
Card Type	Maximum Number	
	KX-TDE100	KX-TDE200
Total Number of CO Lines	1	
CO Line (Physical CO Line Card)	8	
Virtual CO Line Card	4	
V-IPGW16	2	
V-SIPGW16	2	
Physical CO Line Card	Total 6 <sup>1</sup>	Total 8 <sup>2</sup>
LCOT8	6	8
LCOT16		
T1	4	
PR123	4	
IP-GW4E	4	
IP-GW16	4	
Extension Card	8	
Virtual Extension Card	4	
V-IPEXT32	4	
V-SIPEXT32	4	
Physical Extension Card	Total 6	Total 8
DHLC8	6	8
DLC8		
DLC16		
SLC8		
SLC16		
MSLC16		
IP-EXT16		
CSIF4	4	
CSIF8	4	
OPB3	4	
<b>Total</b>	<b>14</b>	<b>16</b>

### CHART #1 (CONT)

CARDS MOUNTED ON OTHER OPTIONAL SERVICE CARDS			
Card Type	Maximum Number		Mounted on
	KX-TDE100	KX-TDE200	
DSP16	1		IPCMPR Card
DSP64			
IPCMEC			
RMT			
CID8	12	16	LCOT8 CARD/LCOT16 Card
EXT-CID	6	8	SLC8 Card
DPH4	4		OPB3 Card
ECHO16	2 <sup>3</sup>		
MSG4	4		
ESVM4			
EIO4			

- 1 When installing T1 and PRI23 cards, make sure that the number of these cards x 2 + the number of the other cards (including IP-GW4E cards) does not exceed 8.
- 2 One T1 or PRI23 card counts as 2 cards.
- 3 Only 1 ECHO16 card can be mounted on each OPB3 card.

### CHART #2

MAXIMUM CO LINES		
Type	KX-TDE100	KX-TDE200
<b>Total Number of CO Lines</b>		128
CO Line (Physical CO Line Card)	112	128
CO Line (Virtual CO Line Card)	64 <sup>1</sup>	
H.323 CO Lines	32	
SIP CO Lines		
<b>Total Number of Extensions</b>		256
Extension (Physical Extension Card)	160	256
Extension (Virtual Extension Card)	128 <sup>1</sup>	
IP-PT and IP Softphone	128	
SIP Extension		

- 1 Only 49 virtual CO line/extension card channels can be in use at any one time (except for peer-to-peer calls for IP extensions).

CHART #3

MAXIMUM TERMINAL EQUIPMENT		
Type	KX-TDE100	KX-TDE200
<b>Telephone</b>	256	
<b>Single Line Port / Single Line Telephone</b>	96	128
<b>KX-DT300/KX-T7600 series Digital Proprietary Telephone</b>	128	256
<b>Other Digital Proprietary Telephone</b>	32	128
<b>Analog Proprietary Telephone</b>	24	64
<b>IP Proprietary Telephone</b>	192	
<b>IP Proprietary Telephone<sup>1</sup> (supported by IP-EXT16 card)</b>	96	128
<b>IP Proprietary Telephone<sup>2</sup> (supported by IPCMPR card)</b>	128 <sup>3</sup>	
<b>SIP Extension</b>	128	
<b>DSS Console</b>	8	
<b>Cell Station</b>	32 <sup>4</sup>	
<b>High-Density Cell Station</b>	16	
<b>Multicell Wireless Phone</b>	128	
<b>Voice Processing System (VPS)<sup>5</sup></b>	2	
<b>Doorphone</b>	16	
<b>Door Opener</b>	16	
<b>External Sensor</b>	16	
<b>External Relay</b>	16	

1 KX-NT300 series except KX-NT366 and KX-NT305. KX-NT265 and KX-NT400 also not supported.

2 KX-NT300 series and KX-NT265 (software version 2.00 or later only).

3 For the KX-NT400, the maximum number of extensions that can be connected to the PBX is 64.

4 One high-density CS or IP-CS counts as 2 CSs for the total number of CSs.

5 Only a single VPS can be connected to one optional service card.

**CHART #4**

<b>KX-TVA VOICE PROCESSING SYSTEMS MAXIMUM CAPACITIES AND SPECIFICATIONS</b>			
		<b>KX-TVA50</b>	<b>KX-TVA200 and KX-NCV200</b>
<b>OPTIONAL CARD CAPACITIES</b>			
KX-TVA502	2-Port Hybrid Expansion Card	2	
KX-TVA524	Memory Expansion Card	1	
KX-TVA594	LAN Interface Card	1	
KX-TVA296	Modem Card	1	1
KX-TVA204	4-Port Digital Expansion Card		6
<b>INITIAL CONFIGURATION AND EXPANSION CAPABILITIES</b>			
No. of Ports	Initial Configuration	2	4
	Maximum	6	24
Recording Time	Initial Configuration	4 hours	1000 hours
	Maximum	8 hours	1000 hours
<b>SPECIFICATIONS</b>			
Custom Services	Up to 100		
Number of Messages	Unlimited up to memory storage		
Length of Personal Greeting Message	Up to 360s (programmable)		
Message Retention Time	1 to 30 days, unlimited (programmable)		
Maximum Message Length	1 to 60 minutes, unlimited (programmable)		
Maximum Combined Length of Message per Mailbox	1 to 60 minutes, unlimited( programmable)		
Number of Mailboxes	62 Subscriber+ 2 Manager	1022 Subscriber+ 2 Manager	
Power Source	100 V AC to 240 V AC, 0.25 A, 50 Hz/60 Hz	100 V AC to 240 V AC, 1.5A, 50 Hz/60 Hz	
DC Input	9 V, 0.75 A (6.75 W)	40 V, 1.38 A (55.2 W)	
Dimensions (W _ H _ D)	9 7/8 (W) x 12 3/8 (H) x 2 7/8 (D)	10 7/8 (W) x 14 7/8 (H) x 4 5/8 (D)	
Weight (without optional cards)	No more than 4.41 lbs.		No more than 9.7 lbs.

**CHART #5**

<b>KX-TDE100/200 SYSTEM SPECIFICATIONS</b>		
<b>Control Bus</b>		Original bus (16-bit 8 MHz 10 megabytes per second)
<b>Communication Bus</b>		H.100 bus conformity (1024 time slots)
<b>Switching</b>		Non-blocking
<b>Certification No:</b>	TDE100/200	ACJMF03AKX-TDA100
<b>Ringer Equivalence No:</b>		0.3A
<b>Facility Interface Code:</b>		02LS2, 04DU9.BN/DN/1KN/1SN, METALLIC
<b>Service Order Code:</b>		9.0F, 6.0P
<b>Power Input</b>	<b>PSU-S</b>	100 V AC to 130 V AC; 1.4 A/200 V AC to 240 V AC; 0.8 A; 50Hz/60 Hz
	<b>PSU-M</b>	100 V AC to 130 V AC; 2.5 A/200 V AC to 240 V AC; 1.4 A; 50Hz/60 Hz
	<b>PSU-L</b>	100 V AC to 130 V AC; 5.1 A/200 V AC to 240 V AC; 2.55 A; 50Hz/60 Hz
<b>Maximum Power Failure Tolerance</b>		300 ms
<b>Memory Backup Duration</b>		7 years
<b>Dialing</b>	<b>CO Line</b>	Dial Pulse (DP) 10 pps, 20 pps Tone (DTMF) Dialing
	<b>Extension</b>	Dial Pulse (DP) 10 pps, 20 pps Tone (DTMF) Dialing
<b>Mode Conversion</b>		DP-DTMF, DTMF-DP
<b>Ring Frequency</b>		20 Hz/25 Hz (selectable)
<b>Central Office Loop Limit</b>		1600 Ω maximum
<b>Operating Environment</b>	<b>Temperature</b>	0 °C to 40 °C (32 °F to 104 °F)
	<b>Humidity</b>	10 % to 90 % (non-condensing)
<b>Conference Call CO Line</b>		From 10 × 3-party conference call to 4 × 8-party conference call
<b>Music on Hold (MOH)</b>		2 ports (Level Control: -11 dB to +11 dB in 1 dB steps) MOH1: External Music Source port MOH2: Selectable Internal/External Music Source port
<b>Paging</b>	<b>Internal</b>	Level Control: -15 dB to +6 dB in 3 dB steps
	<b>External</b>	2 ports (Volume Control: -15 dB to +15 dB in 1 dB steps)
<b>Serial Interface Port</b>	<b>RS-232C</b>	1 (maximum 115.2 kbps)
	<b>RJ45</b>	2
<b>Extension Connection Cable</b>	<b>SLT</b>	1-pair wire (T, R)
	<b>DPT</b>	1-pair wire (D1, D2) or 2-pair wire (T, R, D1, D2)
	<b>APT</b>	2-pair wire (T, R, D1, D2)
	<b>PT-interface CS</b>	1-pair wire (D1, D2)
	<b>DSS Console and Add-on Key Module</b>	1-pair wire (D1, D2)
<b>Dimension</b>	<b>KX-TDE100</b>	(13-1/3 in × 15-3/5 in × 10-3/4 in)
	<b>KX-TDE200</b>	(17-1/5 in × 16-3/5 in × 10-7/8 in)
<b>Weight (when fully mounted)</b>	<b>KX-TDE100</b>	Under 26.4 lbs.
	<b>KX-TDE200</b>	Under 35.2 lbs.

**CHART #6**

<b>KX-TVA50 AND KX-TVA200 FEATURES</b>	
<b>System Features</b>	<b>Subscribers Features</b>
Alternate Extension Group	Auto Receipt Conformation
Auto Forwarding	Automatic Log-in (APT/DPT Integration Only)
Automated Attendant	Autoplay New Message
Broadcasting Messages	Bookmark
Busy Coverage Mode	Call Transfer Status
Call Transfer to Outside	Callback Number Entry
Caller ID Call Routing (APT/DPT Integration Only)	Caller ID Callback (DPT Integration Only)
Caller ID Screening (APT/DPT Integration Only)	Calling a Beeper (Pager)
Caller Name Announcement—Personal (APT/DPT Integration Only)	Delete Message Confirmation
Caller Name Announcement—System (APT/DPT Integration Only)	External Message Delivery List
Class of Service (COS)	External Message Delivery Service
Company Greeting	Group Distribution List—Personal
Company Name	Group Distribution List—System
Covering Extension	Incomplete Call Handling Service
Custom Service	Live Call Screening (APT/DPT Integration Only)
Daylight Saving Time Assignment	Mailbox
Dialing by Name	Mailbox Capacity Warning
DID Call Routing (DPT Integration Only)	Message Transfer
E-mail Integration	One-touch Two-way Transfer (DPT Integration Only)
Extension Group	Personal Custom Service
Fax Management	Personal Greeting for Caller ID (APT/DPT Integration Only)
Hold	Personal Greetings
Holiday Service	Playback Volume/Speed Control
Intercom Paging (APT/DPT Integration Only)	Private Message
Interview Service	Receive Message
List All Names	Message Recovery
Logical Extension (All Calls Transfer to Mailbox)	Remote Call Forwarding Set (DPT Integration Only)
Message Delivery, Internal	Subscriber Tutorial
Message Reception Mode	Temporary Personal Greeting
Message Waiting Notification—Device	Timed Reminder Setting (DPT Integration Only)
Message Waiting Notification—Lamp	Toll Saver (APT/DPT Integration Only)
Multilingual Service	Two-way Record (APT/DPT Integration Only)
No Answer Coverage Mode	Two-way Transfer (APT/DPT Integration Only)
On Hold Announcement Menu	Unlimited Message Length
Operator Service	Urgent Message
PIN Call Routing	VM Menu (DPT Integration Only)
Play System Prompt After Personal Greeting	System Setting Features
Port Service	Auto Configuration (APT/DPT Integration Only)
Rotary Telephone Service	Custom Service Builder
Service Access Commands	Default Mailbox Template
Service Groups	Password Administration
System Clock	Recording by System Administrator
System Prompts	Service Mode
Time Service (day, night, lunch, and break)	System Backup/Restore
Trunk Service (Universal Port) (APT/DPT Integration Only)	System Reports
Voice Mail Service	System Security
	Time Synchronisation (DPT Integration Only)







**NOTES**

---

**Panasonic System Networks Company  
of America**

Executive Offices:  
Three Panasonic Way, Secaucus, NJ 07094  
(201) 348-7000

[www.panasonic.com/ecs](http://www.panasonic.com/ecs)

**Panasonic Customer Service**

9 am - 9 pm (EST) Mon. through Fri.  
10 am - 7 pm (EST) Sat. and Sun.  
1-800-211-PANA

TDE0409CAT